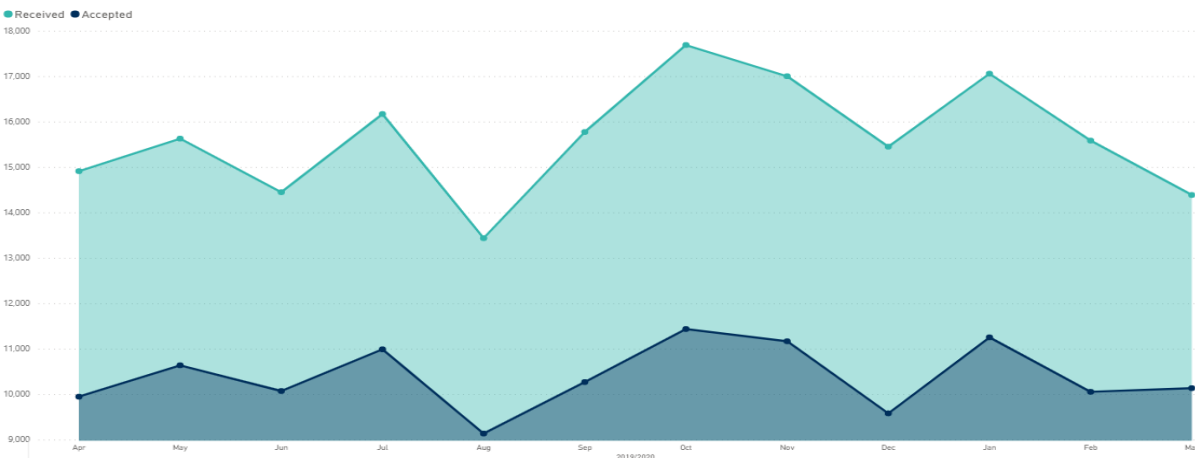


Trust Performance Headlines 2019/20: Month 12 data

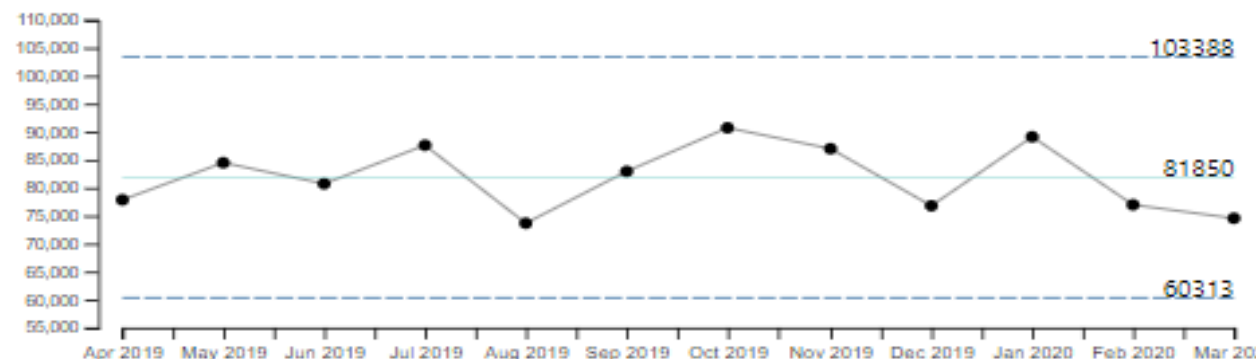
Demand & Activity

187,642 community referrals received by the Trust in the last 12 months compared to **189,060 in the previous 12 months**. This is in line with the average



1,239,870 appointments scheduled the Trust in the last 12 months compared to **1,239,892 in the previous 12 months**, in line with average

How many appointments were attended?



1552 admissions to mental health inpatient units in FY 19/20 (excluding out of area placements). 89 more admissions than the previous financial year.

1358 admissions in FY19/20 to the Trust's Community Hospitals (Physical Health). 163 fewer admissions than the previous year.

Referrals by Directorate in last 12 months

- **25,510** in Bucks MH (52 fewer than previous 12 months)
- **121,406** Community (540 fewer than previous 12 months)
- **39,917** Oxon and BSW (949 fewer than previous 12 months)
- **674** Specialised (4 fewer than previous 12 months)

Waiting Times & Access



97.3% of patients were seen **within 4 hours** at the Trust's Minor Injuries Units (MIUs) March 2020 data

83.0% of patients experiencing **First Episode of Psychosis** commenced treatment within **2 weeks**

98.0% of patients referred to the **Improving Access to Psychological Therapies (IAPT)** service were treated within **6 weeks** of referral Jan 2020 data

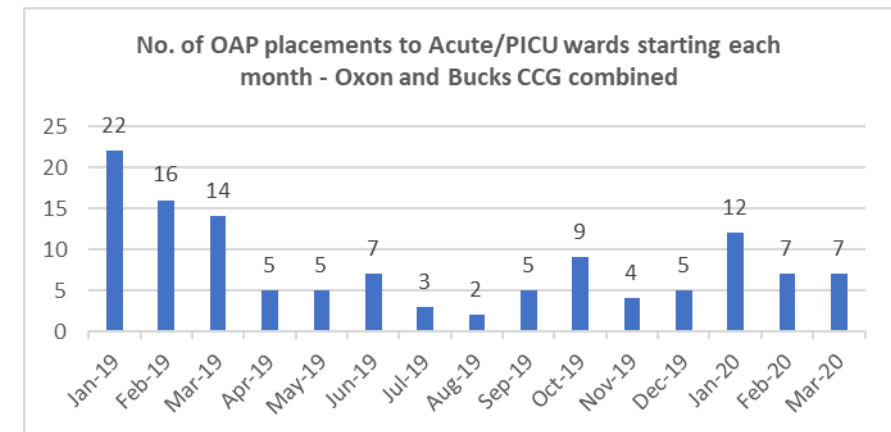
The national target is that at least 34% of the children and young people who may need access to mental health services should be accessing the Trust's CAMHS services. The Trust is achieving:

48.6% in Oxon, **37.7%** in Bucks and **22.5%** in BSW (excludes partner data)



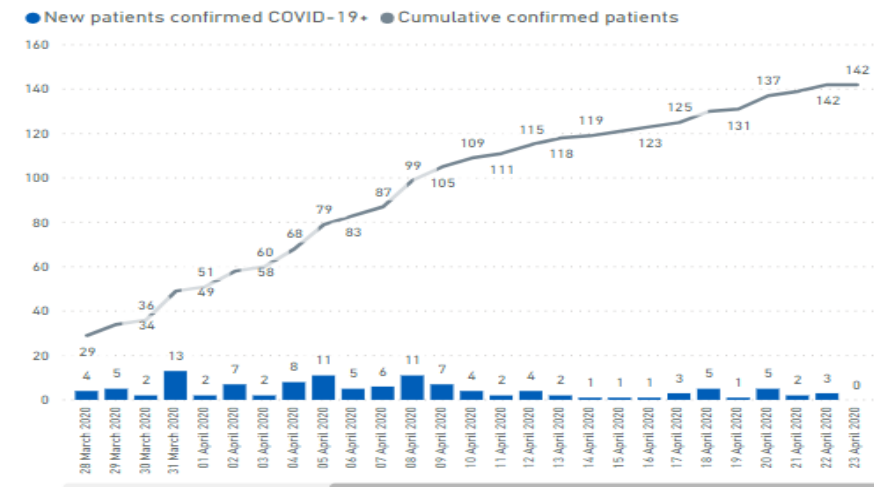
Out of Area Placements This relates to Acute and PICU OAPS, i.e. does not include rehab/continuing care etc

71 patients have been placed **out of area (OAPs)** year to date across Oxon and Bucks totalling **1513 nights**. The Trust is significantly below its previous forecast of **2800 nights** for the financial year. In March **7** patients started placements out of area. The table below shows numbers of patients who have started placements by month; this is less than last winter:



Inpatients as at 23rd April 2020

- **142** inpatients confirmed Covid+ to date (includes no longer Covid+)
- **219** inpatients swabbed to date
- **19** patient deaths within our wards



Community Patients as at 23rd April 2020

- **78** community patients confirmed Covid+ to date (includes no longer Covid+)
- **103** community swabbed to date
- **3056** community patients identified as shielded high risk (12 weeks isolation) to date as at 23rd April 2020
- **2292** community patients identified by Trust clinicians as vulnerable as at 23rd April 2020
- **160** patient symptomatic and self isolating
- **179** patients with member of household symptomatic 14 day isolation

Staffing (Trustwide)

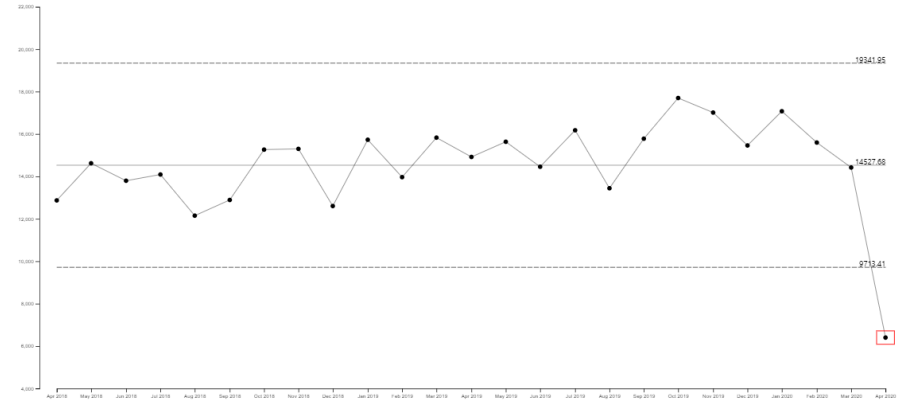
As at 21st April 2020:

- **59** Trust staff symptomatic/Covid+ and off sick
- **157** Trust staff not working due to isolation or special leave
- **77** Trust staff who are working from home in isolation (self, family or 12 week high risk)

Impact of Covid-19 on Trust Activity:

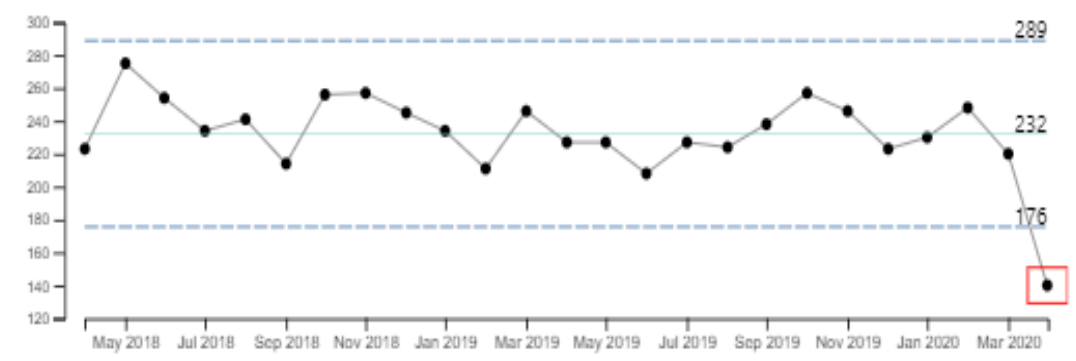
*please note graphs reflect part month position but are indicative of decline in activity. April compared to average of last 24 months

50% fewer community referrals (all urgencies) forecast to be received in April (7,502 forecast versus 14,864 monthly averages)



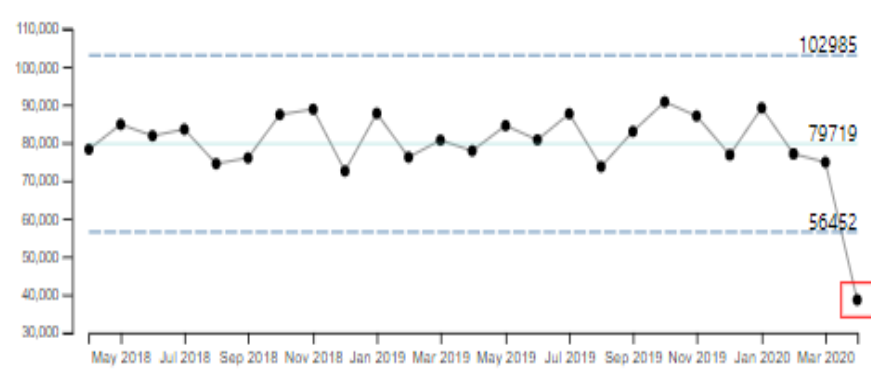
35% fewer admissions and **27% fewer discharges** forecast for April (admissions 153 versus 236 and discharges 174 versus 238)

How many admissions were there?



43% fewer appointments forecast for April (46,008 forecast versus 81,415 monthly averages)

How many appointments were attended?



How many discharges were there?

