



## How to use your visual timetables

### Weekly timetable:



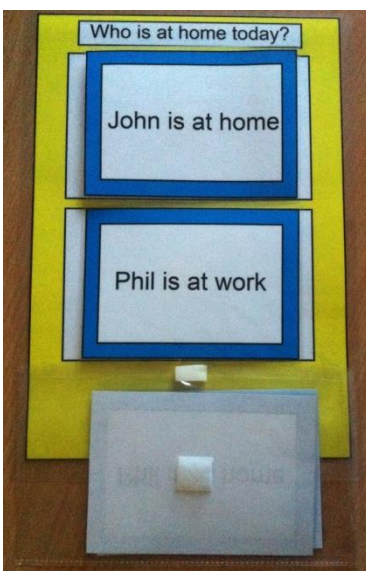
At the beginning of each week, take cards from the plastic pocket and stick them to the board on the day when you will be doing that activity.

### Daily timetable:



At the beginning of each day, take cards from the plastic pocket (attached to the weekly timetable) and stick them to the board at the time that you will be doing that activity.

When you have done an activity, take that card off the board and put it in the plastic pocket.



In the evening, ask John and Phil if they are going to be at work or at home tomorrow.

Put the right cards onto the board so you remember where they will be.